

# FM1125

Small Tracker with RS232 and RS485 interfaces



## Description

FM1125 is light real-time tracking terminal with GPS/GLONASS, GSM connectivity, RS232 and RS485 data interface support, which is able to collect device coordinates and other useful data and transfer them via GSM network to server. This device is perfectly suitable for applications where location acquirement of remote objects is needed: fleet management, car rental companies, taxi companies, public transport, logistics companies, personal cars and so on. In case of losing connection FM1125 can store up to 50 000 records (60 days), and once the connection is established the device will send stored data via GPRS. So you won't lose your data (coordinates, sensors data and etc.).

## Applications



FM1125  
Mounting Area

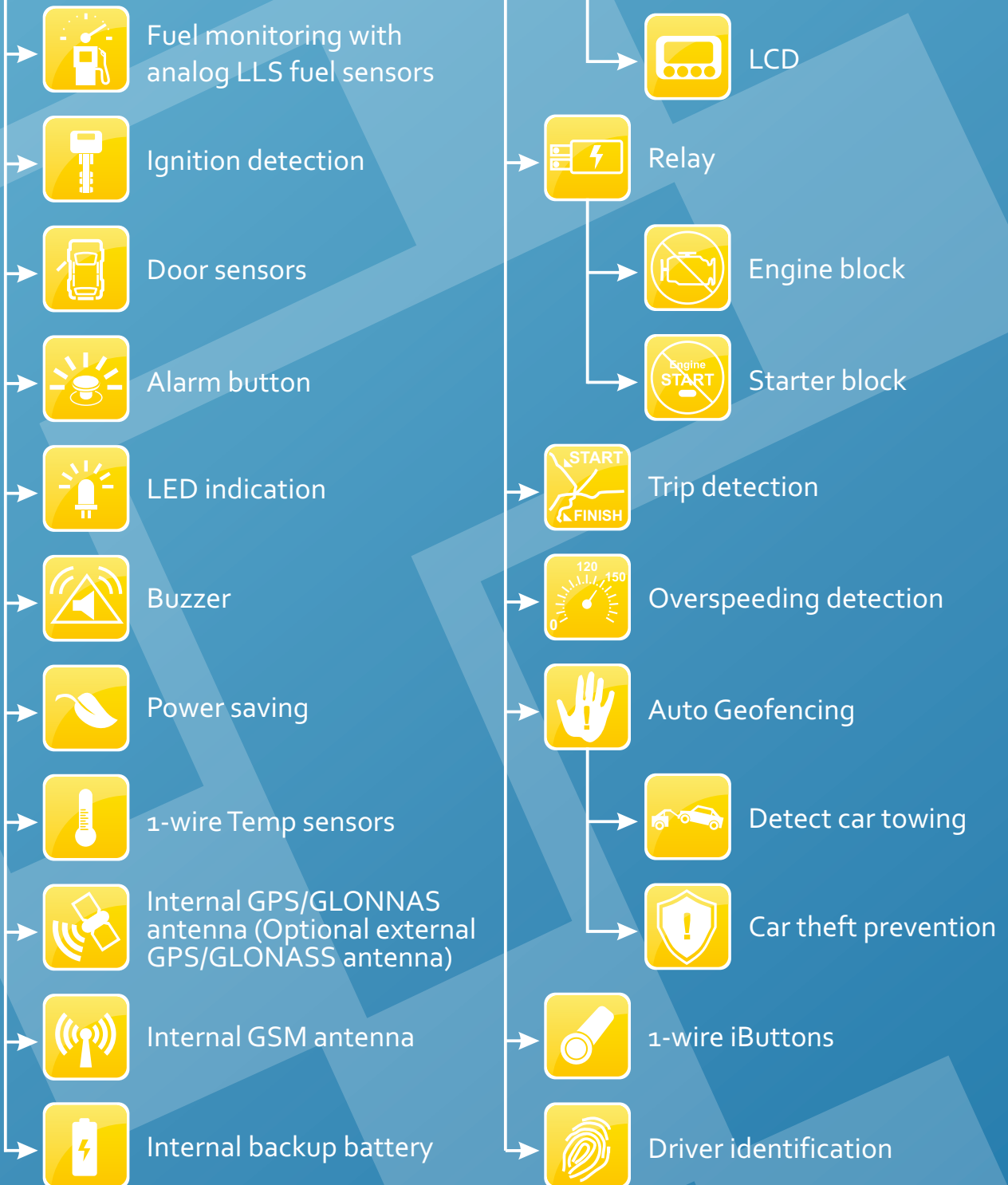
If You think, this is not enough to win ALL Your potential customers - please contact us to get advices how to use it in Your application!



FM1125



## Accessories/features



## Features

- Small and easy to mount case
- Internal GSM antenna and Internal GPS/GLONASS antenna allow mount FM1125 much easier
- Real Time tracking
- Smart data acquisition - based on time, distance, angle, ignition and I/O events allow to have precise online tracker
- Sending acquired data via GPRS (TCP/IP and UDP/IP protocols)
- Smart algorithm of GPRS connections for GPRS traffic saving
- Operating in roaming networks by preferred GSM providers list
- Events from I/O elements detection and sending via GPRS or SMS
- Scheduled 24 coordinates SMS sending when GPRS not available
- 5 geofence zones (rectangular or circle)
  - Auto Geofencing created for car towing detection and car theft prevention
- Deep Sleep mode (less than 2 mA power consumption)
- FOTA (firmware updating via GPRS)
- 3 operational modes (Home, Roaming, Unknown) based on operator
- Integrated scenarios:
  - Over speeding to secure driver and prevent penalties
  - Trip start and end detection
- RS232 and RS485 peripheral device support:
  - GARMIN FMI support
  - Digital LLS fuel sensors support
  - RFID protocol support
- FM1125 supports a remote logs reading
  - FM1125 supports remote diagnostic logs functionality using GPRS. Possible issues resolving becomes faster. Manufacturer can read logs remotely using SMS/GPRS to diagnose the FM1125 and timely respond to the fault
- FM1125 can be used without a GSM connection
  - Additional function – Offline data logging – allows to download acquired data from FM1125 to PC via cable and later to upload it to TAVL server. This functionality helps to avoid high GPRS bills caused by expensive roaming operators and keep acquired data save until it is downloaded to PC

## Specification

### GSM

- Quad-band 900/1800 MHz; 850/1900 MHz
- GPRS class 10 (up to 85,6 kbps)
- SMS (text/data)

### GPS/GLONASS

- NMEA protocol compatible. Messages: GGA, GGL, GSA, GSV, RMC, VTG, TXT
- 32 channel GPS/GLONASS receiver
- -162 dBm sensitivity

### Interface

- 1 Digital Input
- 1 Analog Input (10V or 30V range)
- 1 Digital Open-collector Outputs (connecting external relays, LED, buzzers etc.)
- 1Wire® temperature sensor
- 1Wire® iButton
- RS232
- RS485
- Motion sensor
- Power supply (+10...+30) V DC
- Internal GSM antenna
- Internal GPS/GLONASS antenna (Optional external GPS/GLONASS antenna)
- Integrated LiPo back-up battery
- Dimensions: L(65mm)xW(56,6mm)xH(18,9mm)
- 2 Status LEDs
- USB Port
- Configuration and firmware upload (FOTA and via cable )


## Accessories



USB to mini USB cable



Main socket 2x5



Door sensors



Analog LLS sensors



Digital LLS RS232 sensors



Digital LLS RS485 sensors



Alarm button




Relay 12V/24V



1Wire® temperature sensor (TTJ)



LED



1Wire® iButton and iButton reader



Buzzer



RS232



GARMIN navigation



RFID

